














Equipment	Brand	Cat	Type	Description
High Performance Liquid Chromatography (HPLC)				
	thermoscientific	IQLAAA GABHFA PBMBFC		<p>For moderate throughput laboratories that need LC and entry level UHPLC capabilities and are investing in their first systems. As an LC/UHPLC starter kit this automated modular system can be extended with additional detectors, a more spacious column compartment, or even access to column switching techniques.</p> <p>Typical application areas are teaching laboratories or quality control laboratories with moderate sample throughput requirements. The quaternary pump is recommended for methods deploying either conventional 3-5µm, or UHPLC sub-2µm particle columns where a moderately fast gradient response is acceptable for the benefit of increased mobile phase flexibility (i.e., multiple solvents, extended column wash, ternary or quaternary gradients). A four-channel solvent degasser is integrated in the pump module to simplify operation.</p>
Gas Chromatography (GC)				
	thermoscientific	14800302	TRACE 1310 Mainframe	<p>Boost productivity, accelerate response times, and lower your total cost of ownership with the Thermo Scientific™ TRACE™ 1310 Gas Chromatograph. Providing versatility and exceptional GC and GC-MS performance, it's an ideal choice for larger production and QA/QC laboratories and research organizations. This system features a full touch screen for instrument control, status monitoring and on-instrument methods development. With its instant connect injectors and detectors, you can change modules in minutes to reconfigure for a different workflow, develop new methods and eliminate maintenance downtime.</p>
LTQ Mass Spectrometer				
	Thermo scientific		LTQ XL™ Linear Ion Trap	<p>Obtain more structural information for proteomics and metabolism applications. The Thermo Scientific™ LTQ XL™ ion trap mass spectrometer offers multiple dissociation techniques—PQD, ETD and CID—for routine structural elucidation. PQD is a proprietary technique that eliminates low mass cut-off concerns. The result is more extensive coverage for predicted and unpredicted metabolites, and the ability to perform peptide quantification using isobaric labels</p>
QIA Symphony				
	Qiagen			<p>The QIASymphony SP can save you time by processing 1–96 samples — in batches of 24 — with sample volumes up to 2 ml. A dedicated range of QIASymphony Kits increase laboratory efficiency since just a few kits in combination with optimized protocols cover an extensive range of starting materials and applications. QIASymphony technology combines the speed and efficiency of silica-based purification with the convenient handling of magnetic particles.</p>
Real time PCR				

	Thermo Fischer Scientific	4406985		<p>The Applied Biosystems® 7500 Fast Dx Real-Time PCR Instrument with SDS Software is a real-time nucleic acid amplification and five-color fluorescence detection system available for in vitro diagnostic use. The 7500 Fast Dx Real-Time PCR Instrument delivers the performance required for high-quality results in a 96-well format.</p> <ul style="list-style-type: none"> <li>• 96-well format eases plate setup if automation is not available</li> <li>• Accommodates tube strips, which can be capped immediately after pipetting each sample</li> <li>• Fast mode completes runs in less than forty minutes</li> <li>• Optional standard mode facilitates use of standard length real-time PCR assays without changing thermal cycling parameters</li> <li>• 5-color variable excitation enables multiplex assays</li> </ul>
<b>Digene Hybrid</b>				
	Qiagen		Hybrid Capture 2 Modular	<ul style="list-style-type: none"> <li>• Detects RNA–DNA hybrids</li> <li>• Accurate and flexible</li> <li>• For routine detection of DNA to assist in diagnosis of infectious disease</li> </ul> <p>The Hybrid Capture 2 Modular System automates some of the manual steps in processing Hybrid Capture 2 assays. The system consists of the Rotary Shaker I, Microplate Heater I, DML instrument, Automated Plate Washer, Multi-Specimen Tube (MST) Vortexer 2, and customer-configured PC preinstalled with Hybrid Capture Software. More information about customer-configured PC options is available by calling customer service. The Hybrid Capture 2 Modular System is not available in all countries.</p> <p>Hybrid Capture 2 (HC2) technology detects RNA–DNA hybrids using signal-amplified, chemiluminescent technology. Hybrid Capture 2 delivers the accuracy and flexibility necessary for routine detection of DNA that can assist in the diagnosis of infectious diseases. The Hybrid Capture 2 Modular System includes an automated plate washer, a luminometer, microplate heater, rotary shaker, and vortexer to automate some of the steps of manually processing Hybrid Capture 2 assays</p>
<b>Micro Plate Reader</b>				
	Bio-Rad		xMark™	<p>With its unique imaging capabilities, monochromator design, and spectral scanning feature (which eliminates the need for filters), the xMark™ microplate absorbance spectrophotometer can find the best wavelength within a broad range for any photometric application. The xMark spectrophotometer is also flexible enough to read all standard microplates, from 6- to 1,536-well formats. Using Microplate Manager® software, the xMark spectrophotometer can perform a wide range of end-point and kinetic applications with spectral</p>

				<p>scanning within low UV to infrared wavelengths. Extensive data analysis includes comprehensive curve-fit models and automated data export in single-plate or batch formats. Benefits include:</p> <ul style="list-style-type: none"> <li>• Monochromator-based system for maximum optical efficiency and flexibility in photometry reading</li> <li>• Spectral scanning to define the best absorbance wavelength for assays</li> <li>• Imaging capabilities for pixel intensity data in a single well or entire plate</li> <li>• Ability to scan custom plates</li> <li>• Flexible control and data analysis with PC or Mac software</li> <li>• Incubator with programmable temperature control</li> </ul>
<b>Chemidoc</b>				
 <p>STAIN-FREE ENABLED</p>	Bio-Rad	1708280		<p>The ChemiDoc MP system is a full-feature instrument for gel or western blot imaging. It is designed to address multiplex fluorescent western blotting, chemiluminescence detection, and general gel documentation applications. Its features are based on CCD high-resolution, high-sensitivity detection technology, and modular options to accommodate a wide range of samples and support multiple detection methods. The system is controlled by Image Lab™ software to optimize performance for fast, integrated, and automated image capture and analysis of various samples.</p>
<b>Spectrophotometer</b>				
 <p>FREE Cuv CE FDA</p>	Optima		<b>SP-3000 Nano</b>	<p>OPTIMA, Spectrophotometer UV-Vis SP-3000 nano Single Beam, 190 - 1100 nm, spectral bandwidth 1,8 nm 8 position cell holder, Scanning speed 4000 nm/min Include standard accessories :</p> <ul style="list-style-type: none"> <li>1 pc Holmium filter</li> <li>1 pc Standard quartz cuvette</li> <li>1 pc 500 ul quartz cuvette</li> <li>1 pc 1000 ul quartz cuvette</li> <li>1 pc Power supply cable</li> <li>1 pc Operation manual</li> </ul>
<b>AKTA Start</b>				
	Ge Healthcare Life sciences	29-0220-94		<p>ÄKTA start is an easy-to-use chromatography system that automates manual purification procedures using for example HiTrap columns.</p> <ul style="list-style-type: none"> <li>• Easily purify your tagged proteins, antibodies, etc.</li> <li>• Gain insights from real-time monitoring.</li> <li>• Evaluate and share your purification results.</li> </ul> <p>The system is easy to use and has an intuitive design, front-facing work area, visible flow path, and a user-friendly interface. ÄKTA start makes it easy to purify proteins with predefined quick start and editable method templates, real-time run control and visualization, and single-click operations, together with a compact and portable</p>

				<p>size suitable for cold-room operations. The instrument can be controlled either in standalone mode using the instrument touch screen display or using UNICORN start control software on a computer.</p> <p>ÄKTA start supports commonly used chromatography techniques like desalting/buffer exchange, affinity, gel filtration, and ion exchange. Using ÄKTA start you can perform typical applications such as purification of affinity tagged proteins, antibodies, untagged or native proteins, and sample clean-up.</p>
<b>Texture Analyzer</b>				
	Perten		TVT 6700	<p>Evaluation of texture is often based on sensory evaluation and experience. The TVT 6700 texture analyzer is rapid, objective and more sensitive and reproducible than subjective sensory judgement.</p> <p>The TVT 6700 applies controlled conditions of stress or strain to food and other samples to measure a complete texture profile. It accurately measures compressive and tensile force and position over time using standard test modes including single and multiple cycle compression, tensile strength, compress-and-hold, extend-and-hold, fracturability and springback to describe product texture. Data is captured as a graph and stored in a tabular data base for analysis and export to spreadsheet programs.</p> <p>The TVT 6700 texture analyser is user-friendly, efficient and versatile, with rigs and probes to quantify textural properties of a range of food products and materials.</p>
<b>Kjeldahl Distillation</b>				
	Gerhardt		VAPODEST 200	<p><b>Application area</b> Volatiles   SO<sub>2</sub>   Alcohol   Phenols   Kjeldahl-N</p> <p><b>Functions</b> VAPODEST 200 is the ideal instrument for distillation of volatiles, SO<sub>2</sub>, Alcohol und Phenol. Laboratory glassware with volumes up to 1200 ml is available for direct distillation. All glass components involved in the distillation process are back-lit for visual process control at any time.</p>
<b>Soxhlet Analyzer</b>				
	Gerhardt		Traditional extraction apparatus	<p>The determination of the fat content in food and feeds is simple, fast, and reliable.</p> <p>Serial heating unit with 6 individually adjustable heating places for flasks of 250 - 500 ml. Supplied with top moulds, air bath inserts, support rods (600 mm x 12 mm) and power cord.</p>

BD FACS Canto II



BD Biosciences

BD  
FACSCant  
o II

Cell analyzer with proven reliability

The BD FACSCanto™ family of benchtop analyzers features reliable performance and accurate results for experiments requiring up to 10 parameters.

Numerous innovations make the system easy to use, powerful, and productive. A fixed alignment flow cell, for example, minimizes startup time and improves reproducibility. And a patented optical design maximizes signal detection and increases sensitivity and resolution for each color in a multicolor assay.